THIS DRAWING IS UNPUBLISHED. RELEASED FOR PUBLICATION -,- .
© COPYRIGHT - By - ALL RIGHTS RESERVED.

LOC	DIST	REVISIONS					
CM	54	P	LTR	DESCRIPTION	DATE	DWN	APVD
			L	REVISED PER ECO-12-016930	05OCT12	KH	SM

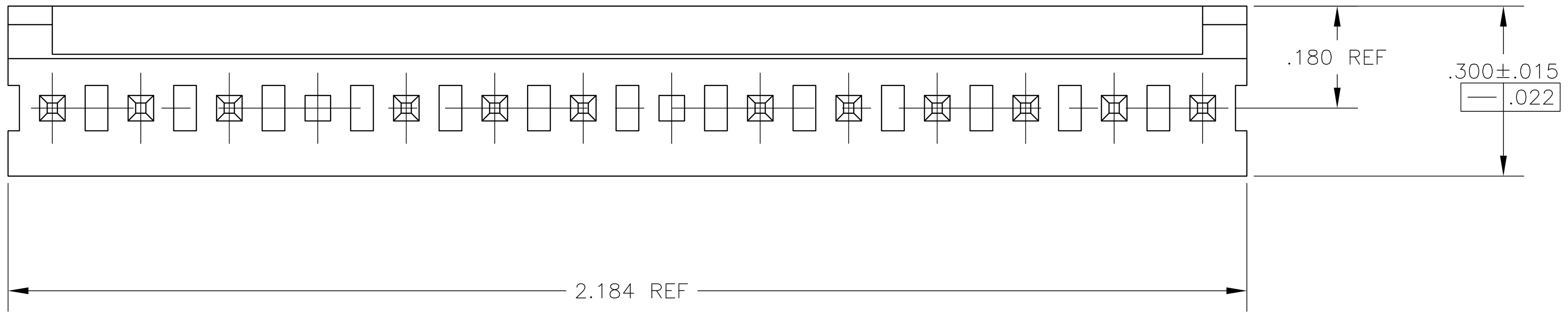

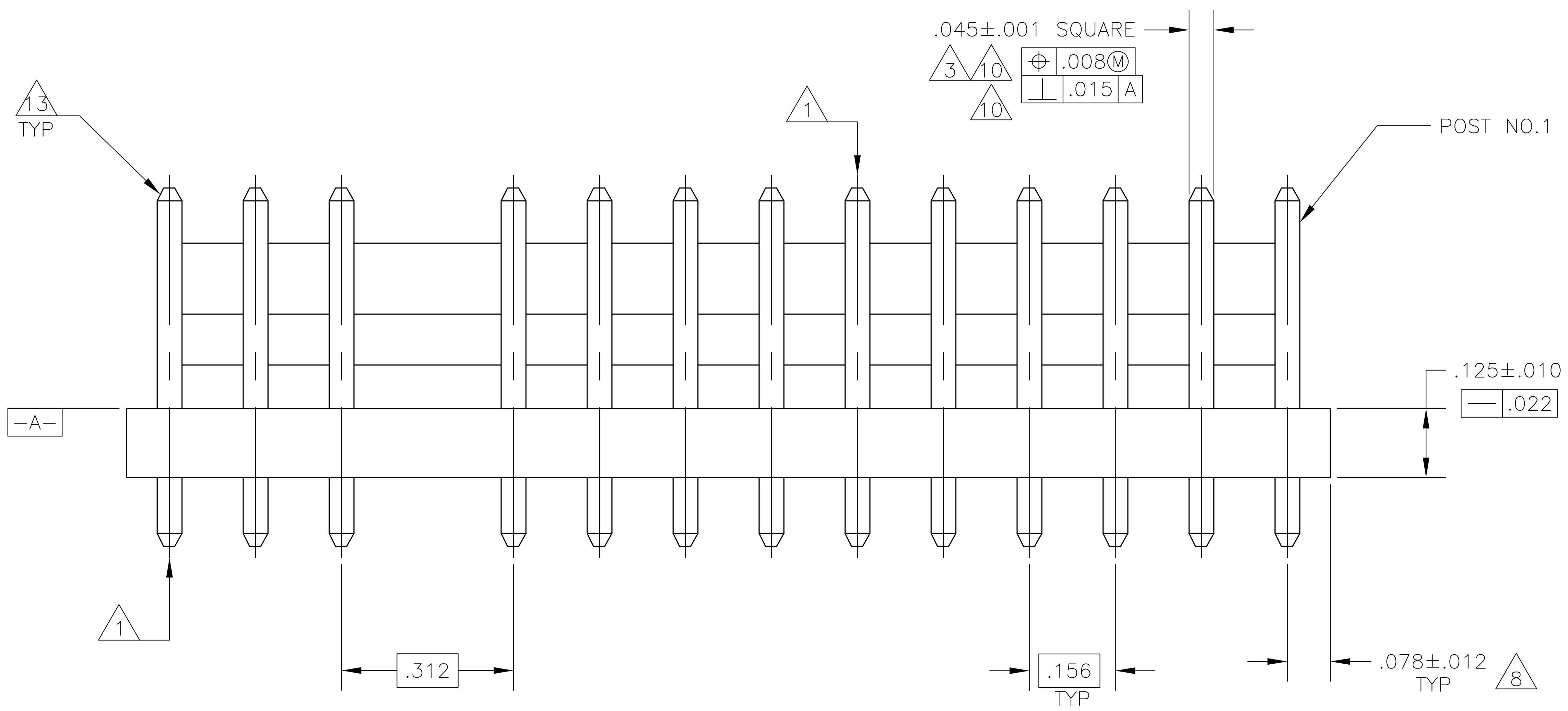

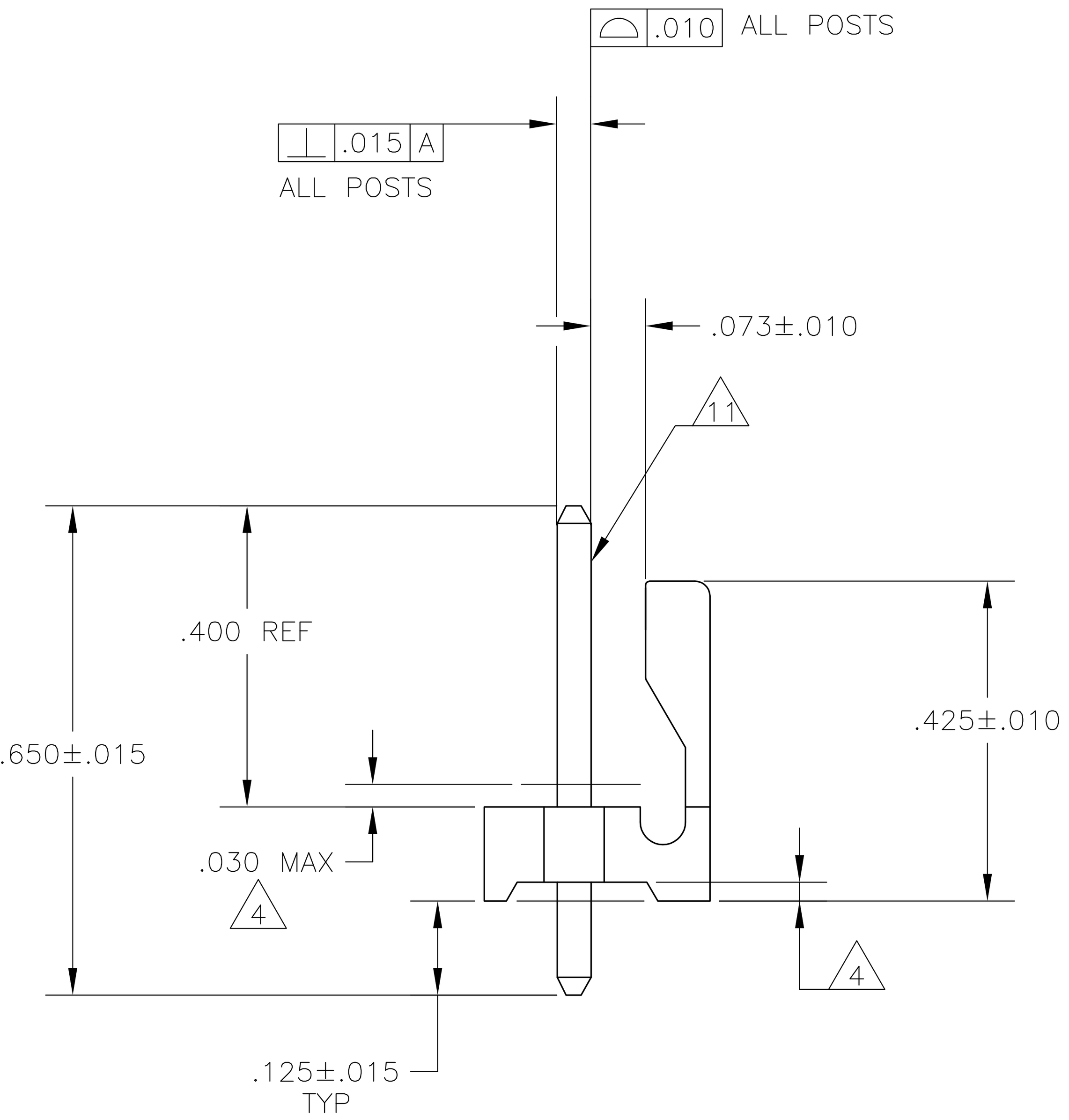

1. POST TO WITHSTAND 13 NEWTONS (3LBS.) MIN. AXIAL FORCE IN BOTH DIRECTIONS SHOWN WITHOUT DISLODGING.
2. TOLERANCES APPLY TO SOLDER SIDE OF BOARD.
3. MEASURED AT SURFACE -A-
4. PLASTIC FLASH PERMITTED IN THIS AREA.
5. PARTS COMPLY WITH AMP SOLDERABILITY SPEC. NO. 109-11-2.
6. ONE HOLE MAY BE UNDERSIZED (.065 - .060 DIA.) FOR ASSEMBLY RETENTION DURING WAVE SOLDERING.
7. MATERIAL: HEADER-THERMOPLASTIC POLYESTER GLASS-FILLED 94V-0(NATURAL) POST-COPPER ALLOY (TIN PLATED)
8. COORDINATE DIMENSION APPLIES FROM CENTER OF ACTUAL FEATURE.
9. PLASTIC BURRS CAUSED BY CUT-OFF TOOLING ARE PERMITTED WITHIN THE MAXIMUM TOLERANCE ENVELOPE.
10. POST TO BE MEASURED WHEN STRIP IS HELD FLAT.
11. POST MUST WITHSTAND TWO 90° BENDS AGAINST EXTRUSION WITHOUT BREAKING.
12. DIMENSION SHOULD BE .175 MIN WHEN MATING WITH A MTA 156 CONNECTOR ASSEMBLY OR A SL-156 CONNECTOR ASSEMBLY.
13. PIN BURR OF .005 MAX. VERTICAL AND .003 MAX. HORIZONTAL PERMITTED AT POST TIPS ON BOTH ENDS.

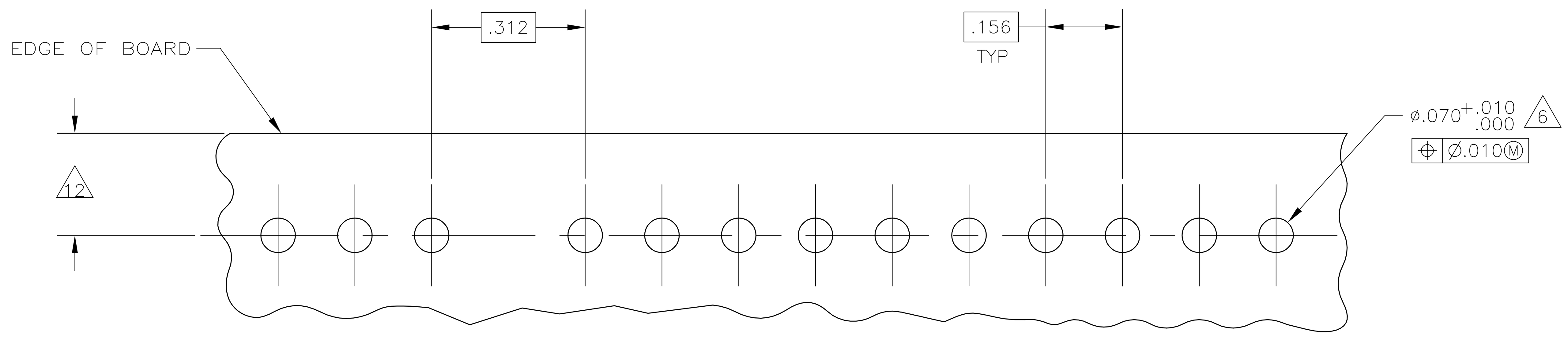

RECOMMENDED MOUNTING HOLE PATTERN FOR .063 THICK P.C. BOARD 2

.065	1.65	-	-
.063	1.60	2.184	55.47
.060	1.52	.700	17.78
.045	1.14	.450	11.43
.030	0.76	.425	10.80
.022	0.56	.312	7.92
.015	0.38	.300	7.62
.012	0.30	.180	4.57
.010	0.25	.175	4.45
.008	0.20	.156	3.96
.005	0.13	.125	3.18
.003	0.08	.078	1.98
.001	0.03	.073	1.85
.000	0.00	.070	1.78
IN	MM	IN	MM
CONVERSION TABLE			

643710-1 SHOWN

	POST NUMBER OMITTED	PART NUMBER
	5, 8 & 9	643710-7
	3	643710-6
OBSOLETE	2	~~643710-5~~
	7	643710-4
	11	643710-1

THIS DRAWING IS A CONTROLLED DOCUMENT.

DWN L. SMITH 01SEP93
CHK R. SWING 01SEP93
APVD D. CLARK 02SEP93
PRODUCT SPEC —
APPLICATION SPEC —
WEIGHT —

DIMENSIONS: INCHES

TOLERANCES UNLESS OTHERWISE SPECIFIED:
0 PLC ± -
1 PLC ± -
2 PLC ± -
3 PLC ± .005
4 PLC ± -
ANGLES ± -

MATERIAL 7
FINISH 7

TE Connectivity

NAME: MTA-156 HEADER ASSEMBLY, FRICTION LOCK, STRAIGHT, .045 SQUARE POST, TIN PLATED, 14 POSITION, OMITTED POST

SIZE A1 | CAGE CODE 00779 | DRAWING NO C-643710 | RESTRICTED TO —

CUSTOMER DRAWING | SCALE 5:1 | SHEET 1 OF 1 | REV L

4805 (3/11)